



How to report content on Social Media.

Facebook

- Login to your Facebook account, on your Home page, click on the 'Cog' symbol at the very far top right, a small menu will appear.
- Click on 'Help', a small window will open, click on 'Help Center' at the bottom of the window.
- The main 'Help Center' page will open, on the left hand side there will be a list of options, scroll down until you see 'Report Something', hover over this option then click to select.
- A new list of options will appear on the left hand side, hover over the first option at the top of the list 'How to Report Things', the window that opens gives a list of items which can be reported such as Photos & Videos, Posts, Ads etc click on the type of item you wish to report and exact instructions will be shown, for example if you click on Photos & Videos the instructions shown below are given:

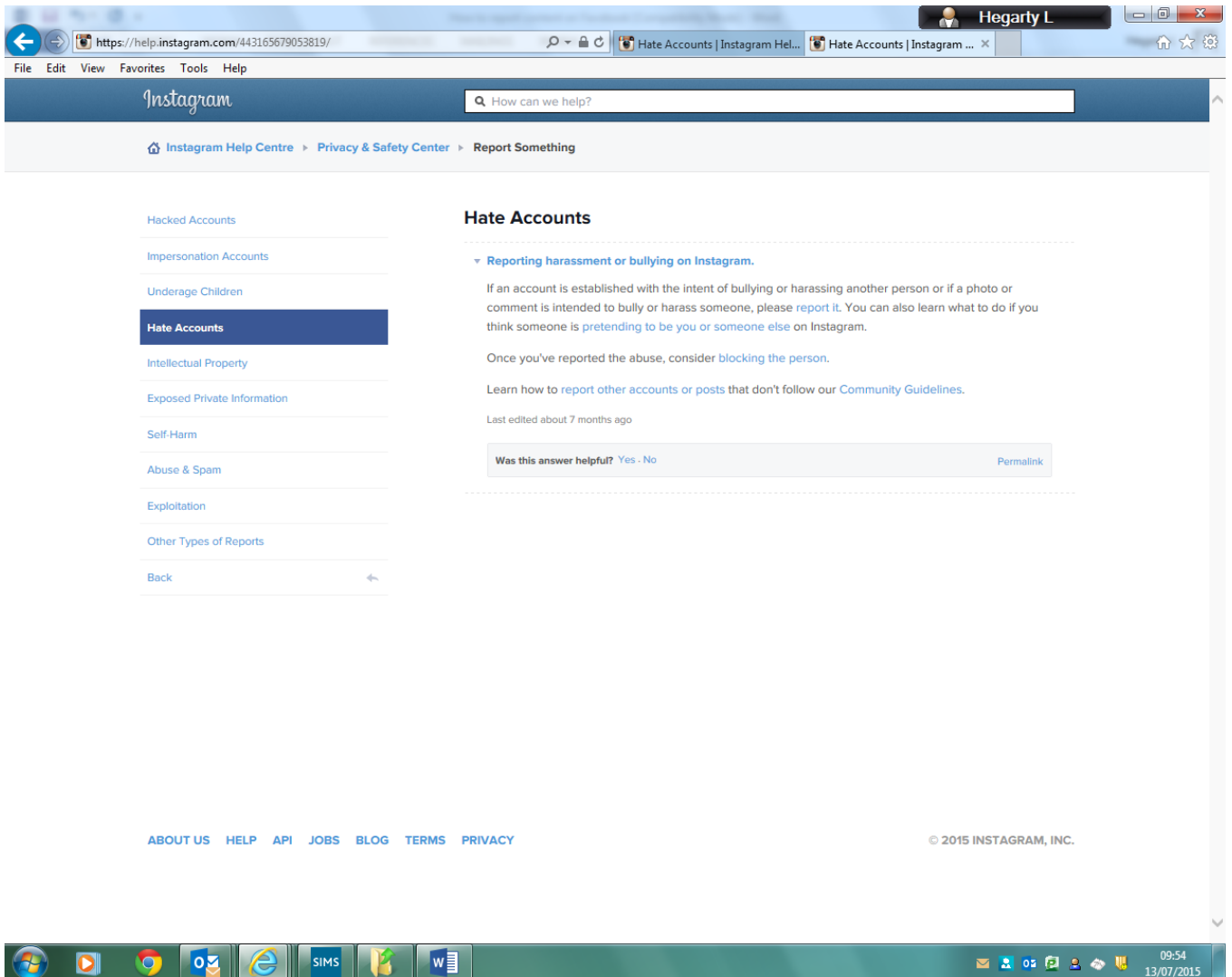
Photos & Videos

1. Click on the photo or video you want to report
2. Click the gear menu 
3. Select **Report This Photo** or **Report This Video**



Instagram

- Login to your Instagram account
- Go to Instagram Help Centre
- Click on the Privacy & Safety Centre from the menu on the left hand side
- Select Report Something, again from the menu on the left
- Select the category from the list of the type of content you wish to report
- Follow the instructions



Twitter

- Login to your Twitter account and click on the Help Center
- You will see a selection of options, scroll down to Policies & Violations and click on report a violation

Follow the instructions:

Twitter Rules & policies

Guidelines

Report a violation

Advertiser policies

How to report violations

This article provides an overview of how to report potential violations of the [Twitter Rules](#) and [Terms of Service](#).

How to report directly from a Tweet or profile

You can report directly from an individual Tweet or profile for certain violations, including: spam, abusive or harmful content, inappropriate ads, self-harm and impersonation. For information about reporting other types of violations, see below ([How to report specific types of violations](#)).



How to report individual Tweets for violations:

Learn how to report Tweets (or Direct Messages) for violations [here](#).

How to flag media for violations:

Learn how to flag Tweets for media violations [here](#). Read the Twitter media policy [here](#).

How to report profiles for violations:

1. Open the profile you'd like to report.
2. Select the **gear icon**  (on web or Twitter for iOS) or tap the **overflow icon**  (on Twitter for Android).
3. Select **Report** and then select the type of issue you'd like to report.
4. If you select **They're being abusive or harmful**, we'll ask you to provide additional information about the issue you're reporting.
5. Once you've submitted your report, we'll provide recommendations for additional actions you can take to improve your Twitter experience.

How to report specific types of violations

The information below outlines the types of violations you can report to us through our Help Center as well as how to report them.