

ANGLO EUROPEAN SCHOOL



YEAR 7 STUDENT GUIDE 2024

NAME: _____


FORM: _____

START DATE: Wednesday 4th September 2024

WELCOME TO THE ANGLO EUROPEAN SCHOOL

Welcome to Anglo European School. How are you feeling? Almost certainly, you are a little nervous – who wouldn't be? After all, you are embarking on a new phase of your life; one that is different from what you have known before.

Are these some of the thoughts running through your head?



If these are your thoughts, try not to worry; all our students have been through this process before you. This book will start to answer some of your questions. We know that you will want to know lots about our school. If we do not provide all the answers here, we will make sure that you know who to ask.

FORM GROUPS

We have **8 form groups** per year group here at Anglo. They are **A, C, E, M, N, P, S, T**.

ACEM are known as **X side** of the year group and NPST are known as the **Y side** of the year group.

What do the letters stand for?


7A	French/German
7C	MEP (Mandarin)
7E	French/Spanish
7M	German/Spanish
7N	French/Spanish
7P	French/German
7S	French/Spanish
7T	German/Spanish



A is for Anstee - Dame Margaret Joan Anstee, DCMG (25 June 1926 – 25 August 2016) was a British diplomat who served at the United Nations for over four decades (1952–93), rising to the rank of an Under-Secretary-General in 1987. She was the first woman to hold this position. Anstee grew up in Chelmsford, Essex, in rural England. Neither of her parents had finished secondary school, and they encouraged her to complete her education. She was educated at Chelmsford County High School for Girls and Newnham College, Cambridge. She graduated with first class honours in French and Spanish in 1944, although it was another three years before the university began admitting women to full degree status.



C is for Curie - Born Maria Sklodowska on November 7, 1867, in Warsaw, Poland, Marie Curie became the first woman to win a Nobel Prize and the only woman to win the award in two different fields (physics and chemistry). Curie's efforts, with her husband Pierre Curie, led to the discovery of polonium and radium and, after Pierre's death, the further development of X-rays. She died on July 4, 1934.




E is for Einstein - Albert Einstein was a German-born theoretical physicist. He developed the theory of relativity, one of the two pillars of modern physics. Einstein's work is also known for its influence on the philosophy of science. Einstein is best known by the general public for his mass–energy equivalence formula $E = mc^2$. He received the 1921 Nobel Prize in Physics "for his services to theoretical physics, and especially for his discovery of the law of the photoelectric effect", a pivotal step in the evolution of quantum theory.



M is for Monnet - Jean Omer Marie Gabriel Monnet (9/11/1888 – 16/3/1979) was a French political economist and diplomat. An influential supporter of European unity, he is considered as one of the founding fathers of the European Union. He has been called “The Father of Europe” by those who see his innovative and pioneering efforts in the 1950s as the key to establishing the European Coal and Steel Community, the predecessor of today’s European Union. Never elected to public office, Monnet worked behind the scenes of American and European governments as a well-connected *pragmatic internationalist*. He was named patron of the 1980–1981 academic year at the College of Europe, in honour of his accomplishments.




N is for Nobel - Born on October 21, 1833, in Stockholm, Sweden, Alfred Nobel worked at his father's arms factory as a young man. Intellectually curious, he went on to experiment with chemistry and explosives. In 1864, a deadly explosion killed his younger brother. Deeply affected, Nobel developed a safer explosive: dynamite. Nobel used his vast fortune to establish the Nobel Prizes, which has come to be known for awarding the greatest achievements throughout the world. He died of a stroke in 1896.



P is for Picasso - Born in Málaga, Spain, in 1881, Pablo Picasso, became one of the greatest and most influential artists of the 20th century and the creator (with Georges Braque) of Cubism. A Spanish expatriate painter, sculptor, printmaker, ceramicist and stage designer, Picasso was considered radical in his work. After a long prolific career, he died on April 8, 1973, in Mougins, France.



S is for Seacole - Mary Jane Seacole OM was a Jamaican businesswoman who set up the British Hotel behind the lines during the Crimean War. She described this as "a mess-table and comfortable quarters for sick and convalescent officers", and provided succour for wounded servicemen on the battlefield. She was posthumously awarded the Jamaican Order of Merit in 1991. In 2004, she was voted the greatest black Briton.



T is for Tolstoy - On September 9, 1828, Leo Tolstoy was born in Tula Province, Russia. In the 1860s, he wrote his first great novel, *War and Peace*. In 1873, Tolstoy set to work on the second of his best known novels, *Anna Karenina*. He continued to write fiction throughout the 1880s and 1890s. One of his most successful later works was *The Death of Ivan Ilyich*. Tolstoy died on November 20, 1910 in Astapovo, Russia.

Write down 3 facts about the individual that your form is named after:

-
-
-

Write down one way in which you can represent your form positively.

GETTING TO KNOW YOU TASK – FORM TIME ACTIVITY

3 words to describe me are...

I live in....

My favourite subject is....

What am I most looking forward to at Anglo is....

A question I would like to ask is.....

I will travel to school by...

My family are from....

My favourite book is....

The things that make me a good learner are....

KEY STAFF IN SCHOOL

BINGO! Can you name these staff members?

As you walk around the school, introduce yourself to staff and write down their names. Once you have completed this, show your form tutor.



EXTRA-CURRICULAR CLUBS

All Year 7 students should join an Extra-Curricular Club in September.

Extra-curricular clubs are very popular at the Anglo.

1) Write a paragraph on what clubs you would be excited to join and why.

2) Do you attend any extracurricular clubs at your primary school? If yes, what clubs do you attend?

3) Do you participate in any extracurricular clubs outside of school?

4) Is there a club that isn't run at Anglo that you think would be good to set up?

International Dimension

What countries do we normally visit (exchange trips) at Anglo European School?

You will have chosen two languages to study or Mandarin. Note down three greetings or words for each language that you will study that you already know or that you learn in your Languages lesson.

Words/Greetings in English	Language 1	Language 2
1.		
2.		
3.		

Which country would you like to know more about and why?

ANGLO EUROPEAN SCHOOL LEARNER PROFILE

Inspired by the International Baccalaureate, our students develop the following attributes:

Inquisitive	Knowledgeable	Critical	Articulate	Principled	Open Minded
Kind	Courageous	Healthy	Reflective	Creative	Enterprising

1. Match the attribute to the description/definition. This will help you understand what an Anglo student behaves like.
2. Describe – Describe a time or event where you showed each attribute (your new form tutors will be interested to know)

Attribute	Description
Kind	A person that knows a lot about many different things or a lot about a particular subject.
Inquisitive	Someone who is generous, helpful, and who thinks of other people's feelings.
Knowledgeable	The activity of thinking about your own feelings, behaviour and actions.
Courageous	Someone who does something difficult, even though they may be afraid.
Critical	Someone who is good at thinking of and doing new and difficult things.
Healthy	Someone who is physically and mentally strong and well.
Articulate	Someone able to express their thoughts and ideas easily and well.
Reflective	Someone who asks questions; eager for knowledge; intellectually curious.
Principled	Someone who has the ability to invent and develop original ideas.
Open-minded	willing to consider ideas and opinions that are new or different to your own
Enterprising	Someone who has the ability to carefully examine something, whether it is a problem, a set of data, or a text.
Creative	Someone who acts with integrity and honesty, with a strong sense of fairness, justice and respect

WHAT WILL I LEARN?

In the first three years at Anglo European School you will follow a broad range of subjects, building upon all that you have experienced in primary school. The timetable is divided into 50 lessons in each fortnight as illustrated (we refer to a fortnight as one “cycle”). You will be given a timetable on your first day at school in September.

SHOWBIE



This is your online exercise book and you will be given login details for this. Some of your teachers may ask you to post your work here where they can mark it for you online. You will need to ensure that you can remember your password. You must also **NEVER** tell anyone else your password for the school system or Showbie.

EDULINK



Anglo European School uses the Edulink platform to communicate with parents. The intention of the platform is to provide parents with day-to-day information of their child in school, as well as all central communications, reporting and parental polls. You will be given further

information on how to set up your account in September. There is an app that is downloadable for parents and students as well as browser-based access to the platform. Parents and students can see all of your achievement, behaviour and punctuality information on this platform. Homework will be set via Edulink.

TRAVEL INFORMATION

TRAVEL SAFELY

All roads can be dangerous, and each of those around Anglo European School have their perils.

Ingatestone Village – The village has very narrow pavements. Stick to them. Do not walk on the road. Use the Zebra crossing where possible. Do not walk into the road.

Willow Green – At the start and the end of each day, buses and cars go up and down this road. The pavements are very narrow. Take care and do not go onto the road to ‘overtake’ other walkers. Stay on the pavement.

Fryerning Lane - Take care. Part of this road does not have pavements and can be dangerous. Walk in pairs and check the road for traffic before crossing the roads.

Where can your parents/carers drop you off? – Parents/carers are encouraged to drop students off at the New Road entrance and/or the main highstreet. Parents/carers should avoid coming in to the main school car park. The main school car park can be very busy and so we want to avoid as many cars as possible for health and safety reasons.

Where can your parents/carers pick you up? – Parents/Carers are asked to pick students up from New Road and/or the highstreet. Parents are NOT able to collect student from the main school car park, which is locked at the end of the day.

TRAINS

A large number of our students use the trains every day to come to school and travel home. Ingatestone station is very busy and has narrow platforms; therefore, it is essential that all students behave appropriately for everyone's safety. Great Anglia employ safety officers at the end of the school day to help manage the students and to help ensure that everyone gets home.

BUS STOPS

If you plan on taking the bus to school you should try out your journey beforehand and do a few practice runs so you know where to get on and where to get off.

Describe your journey to school. Consider the issues you may face and how you will overcome these issues.

-

GENERAL INFORMATION SECTION

Here is some extra information, which you may find useful:

STUDENT SERVICES

Student services is the place to go should you not know where to go, need someone to talk to or have any general pastoral need whilst at school. We have an excellent Pastoral and Student Services team, who will be ready to help you. You can find them in C block in C4!

LOST PROPERTY

If you look after your belongings there should be no lost property. Put your name on EVERYTHING and be careful not to leave things lying around. Accidents do happen and lost property can be reclaimed from Student Services. But don't leave it at that! Even before going to look in Lost Property (via student services in C block), retrace your steps back to the time you last knew you had it. Do your own detective work! If you still cannot find the item(s) you have lost report it to student services in C block.

Name the 3 members of staff that work in C4 that could help you in these circumstances.

-

-

-

THE INDOOR HIGHWAY CODE

Keep to the LEFT as you walk down the corridors and up the stairs. Don't run or shout. When queuing up for lunch or lining up outside the classroom, wait sensibly and do not block the corridor.

GOING OUT OF SCHOOL

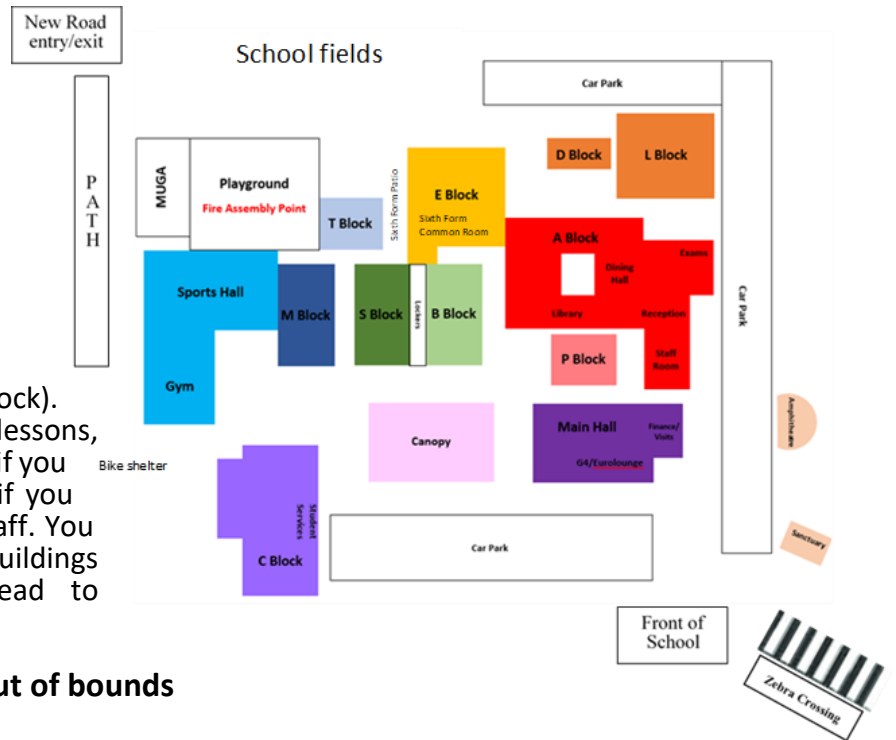
NEVER leave the premises without permission from a member of staff. The only students who may go out of school at lunchtime are Sixth Formers. If you need to leave the school during the day for an appointment e.g. the doctors or the dentist, you must bring a note from your parents. The note must be presented to student services (C block). **YOU MUST ALWAYS SIGN OUT AT STUDENT SERVICES (C BLOCK) AND IN AGAIN WHEN YOU RETURN.**

OUT OF BOUNDS

The following areas are out of bounds during the school day:

- The Outdoor Classroom
- School Fields
- The Main Hall
- Sixth Form Common Room
- Sixth Form Patio Area
- Classrooms
- Bike Shelter
- Car Park

School buildings (A, B, C, D, E, L, M, P, S, T block). During the school day, when you are not in lessons, you should only be inside the school buildings if you are going to the toilet, attending a club, or if you have been asked to speak to a member of staff. You are not allowed to hang around inside the buildings with your friends, as this can often lead to lessons/staff offices being disturbed.



Using the map, circle the areas that are out of bounds

LLD WARNINGS

There may be occasions when you forget to follow the classroom expectations. If this occurs, you will be given a warning. Three warnings lead to an LLD Detention (a Low-Level Disruption Detention). If you receive one of these, you will have a lunchtime detention. To avoid this, make sure that you follow the Anglo Ready, Respectful, Safe expectations.

What can you get LLD warnings/detentions for?

How can you avoid this happening?

REWARDS

Our rewards policy encourages you to challenge yourself and allows you to share your successes with your parents. Rewards are issued by year leaders, subject teachers or any other member of the school community. You can receive rewards for your curriculum achievements, efforts within the community and continuity of standards within tutor time.

ANTI- BULLYING

Bullying is not tolerated at Anglo European School. Very little of it goes on, but if ever you are targeted or the witness to an incident YOU MUST REPORT IT. Report any incident immediately to:

Form tutor

Student concerns (school website)

Pastoral Manager

Year Leaders

Any adult

BEING ORGANISED

Your day is going to be hectic and busy at Anglo European School, so you must quickly learn to organise yourself. Make sure you:

- Arrive to school on time
- Have all necessary equipment
- Have the correct uniform
- Know your timetable
- Checked homework that is due

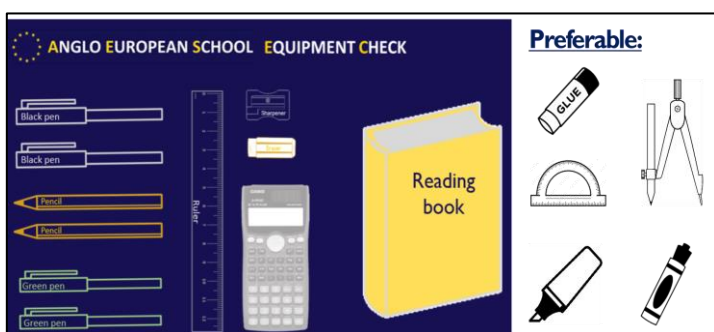
“I DON’T FEEL VERY WELL...”

If you feel unwell at any time, ask your teacher if you may report to the Medical Support Officer at the School Office. Your teacher will give you a yellow medical slip with the date and time on. You must have one of these to go to the medical room during a lesson.

If you need to go home, your parent or carer will be asked to collect you, otherwise you may be sent to rest in the medical room for a while.....or it may be decided that you are better off continuing quietly in your lessons. You should NEVER contact your parents direct to ask them to collect you. The decision about whether you should be sent home rests with the Medical Support Officer.

WHAT TO BRING WITH YOU IN SEPTEMBER

A SCHOOL BAG CONTAINING: Your form tutor will check your equipment every day to ensure that you are fully prepared for your lessons. You must have the following:



2 Pens (black or blue)

2 Pens (green)

2 Pencils

Ruler

Sharpener

Rubber

Calculator

Reading book

It would be useful for you to have other equipment, such as a glue stick, compass, protractor and highlighters as you will use them at some point during your lessons.

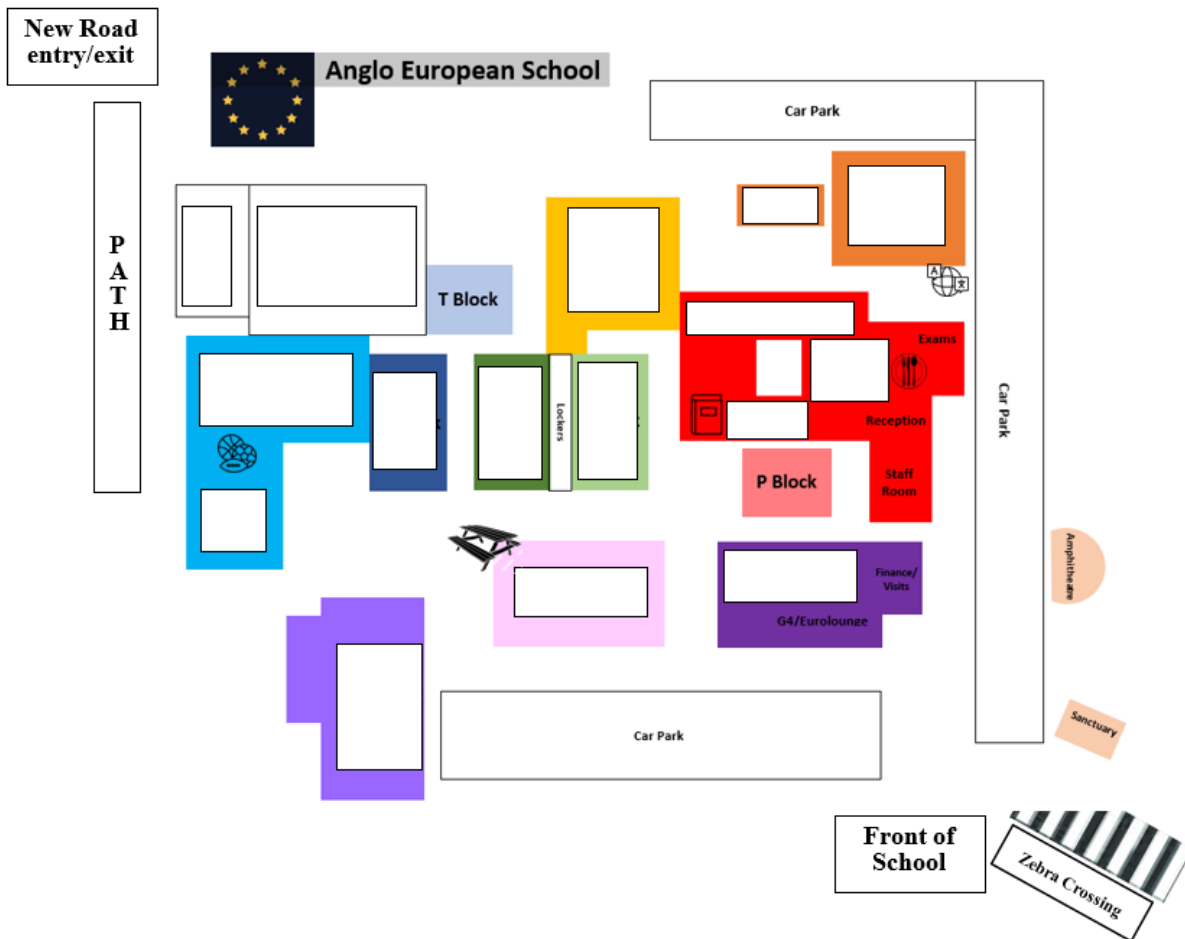
Without looking, write down the equipment you MUST have every day.

FINDING YOUR WAY AROUND

Look at the plan of the school below. Find the following places on the map and label them. This will help you in September.

- A Block
- B Block
- C block
- D block
- E block
- L block
- M block
- S block
- Canopy

- Dining hall
- Library
- Main Hall
- Playground/MUGA
- School Office / Reception
- Year Leader & Pastoral Managers Office
- Gym
- Sports Hall



REMEMBER: Different parts of the school are labelled

- A Block** – Languages, English and Drama
- B Block** – Arts & Citizenship
- C Block** – Humanities and Technology

- D Block** - Languages
- E Block** – Sixth Form
- L Block** – Languages and SEN Support

- M Block** – Mathematics & Science
- P and T Block** – Temporary classrooms
- S Block** – Science
- Sports Hall/Gym** – PE



FIRE DRILL

If you discover a fire, immediately tell any member of staff or operate the nearest alarm call point. We regularly practice a fire alarm drill and your form tutor will explain what you have to do on the first day of school and at regular intervals throughout the year. If you hear the fire alarm, you must listen to your teacher's instructions and leave the building quietly and sensibly. All students gather on the field in their correct spaces and a register is taken. You then wait for further instructions.

LOCKDOWN DRILL

A continuous alarm will ring if all students and staff need to stay indoors. If you are outside because it is breaktime, lunchtime or between classrooms, then you need to move into the nearest space such as the hall, sports hall or any classroom. Your teachers will instruct you what to do when you are safely inside. We do not practise the lockdown alarm (but regularly sound the alarm to remind you of the sound).

WHAT TO WEAR



You are a student of the Anglo European School and you must wear your uniform correctly (see image).

Your Form Tutor will check your uniform daily to ensure that it is correct. If for any reason you have misplaced an item, you must have a note from your parent explaining why you are not in correct uniform and when it will be rectified. This needs to be given to the pastoral office (C4). If you fail to wear your uniform correctly you may receive a detention.

SCHOOL UNIFORM AND P.E. KIT

YEAR 7, 8, 9, 10 and 11

Main School Uniform:

- Navy blazer with school badge
- Gold blouse with collar, to be worn tucked in with no tie
- Plain white shirt with collar, to be worn tucked in and with a school tie
- Navy skirt with AES logo or black/grey trousers (ankle length, tailored and not flared). Denim, cords, lycra and leggings are **not acceptable**.
- Plain black/navy socks, black/navy tights (not both).

Optional:

- A plain navy V-necked pullover with gold trim and school badge may be worn, but only under a blazer.
- Navy polo shirt with Anglo logo for summer term only

Shoes:

- Plain black shoes without commercial logos.
- No boots, sandals, trainers, plimsolls or canvas shoes.
- Shoes should be of a safe and sensible style. Shoes should have a low heel. High heels of any sort are not acceptable.
- Black laces.

Jewellery:

- For reasons of safety only limited items of jewellery are permitted. One small stud earring may be worn in the lower lobe of each ear. These must be removed for PE; therefore, any new piercing must be done at the start of the six-week holidays. Parents who wish their child to wear a piece of jewellery for religious reasons must apply to the Headteacher for an exemption.
- No other facial or visible body piercings are allowed; this includes nose and tongue piercings.
- A wristwatch may be worn but no smart watches are permitted to be worn during tests/examinations

Make Up & Accessories:

- Discreet make-up is permitted.
- Hand decoration is not permitted, unless for religious observance.
- Nail varnish or false nails are not permitted.
- False eyelashes are not permitted.

Headwear:

- All accessories must be black or navy.
- There is no restriction on hair colour or style.
- Long or beaded hair must be pulled back for sports and practical subjects.
- No sunglasses

Outdoor Wear Only:

Plain black or navy coat with minimal logo – needs to be waterproof. No leather or denim.

- Plain dark hats, scarves and gloves
- Hooded tops are not permitted.
- Clothing associated with sports teams (other than AES) are not permitted.

PE KIT supplied by Price and Buckland

Essential:

- Royal blue polo shirt with yellow piping and school logo.
- Royal blue skort, **or** Royal blue shorts with yellow piping and school logo.
- Royal blue socks with yellow top.
- Royal blue reversible Rugby shirt with yellow piping and school logo **and/or** Royal blue sweatshirt.
- Rugby gum shield.
- Sports training shoes (not plimsolls), no Velcro fastenings.
- Any colour football or rugby boots and football shin pads.

Optional:

- Navy blue tracksuit with yellow piping and school logo.
- Royal blue base layer top.
- Royal blue or black base layer leggings.

Wearing Glasses Whilst Playing Sports:

If your child needs to wear glasses in order to safely participate in PE and be able to see clearly, they are required to wear specialist sports glasses for any contact sports such as football and rugby. You may also wish to consider sports glasses for other ball games such as netball and basketball.

This is what your school uniform should look like. Presentable, smart and clean. If you have any issues with your uniform, please see student services.



Uniform	Must have	Optional	Not allowed
Blazer with AES logo			
A plain navy V-necked pullover with school badge			
Denim, cords, lycra and leggings.			
Nail varnish or false nails are not permitted. False eyelashes are not permitted.			
Plain black shoes without commercial logos.			

Uniform	Must have	Optional	Not allowed
Navy skirt with AES logo or black/grey trousers (ankle length, tailored and not flared).			
Navy polo shirt with Anglo logo (summer term only)			

PREPARING FOR YEAR 7 IN SEPTEMBER


There is a transition page on the Admissions page of our website. Here you will find lots of information, including a list of books you may like to read over the summer holidays. Please try to read at least one book:



Greenwild by Pari Thomson

Daisy Thistledown has escaped from boarding school and has a mystery to solve. Her search for her missing mother will lead her across London and through a hidden doorway to another world, filled with plants and bursting with magic: the Greenwild.

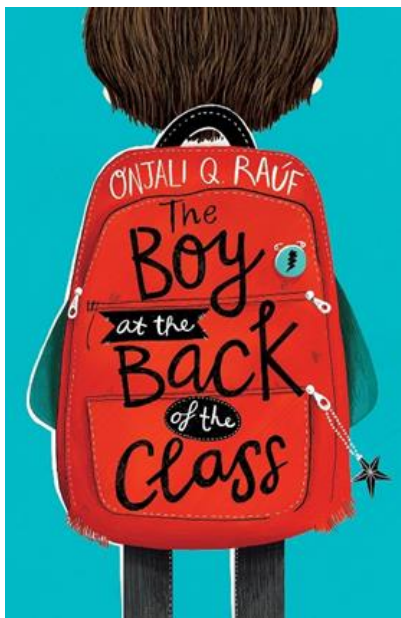
But all is not well in this astonishing land. Before long Daisy finds herself confronting a dangerous presence that threatens green magic on both sides of the door. Daisy must band together with a botanical genius, a boy who can talk to animals, and a cat with an attitude, to channel the power that can revive the Greenwild and find her missing mother - and save her own world too.



Dread Wood by Jennifer Killick

It's basically the worst school detention ever. When classmates (but not mates) Hallie, Angelo, Gustav and Naira are forced to come to school on a SATURDAY, they think things can't get much worse. But they're wrong. Things are about to get seriously scary.


What has dragged their teacher underground? Why do the creepy caretakers keep humming the tune to Itsy Bitsy Spider? And what horrors lurk in the shadows, getting stronger and meaner every minute . . .? Cut off from help and in danger each time they touch the ground, the gang's only hope is to work together. But it's no coincidence that they're all there on detention. Someone has been watching and plotting and is out for revenge . . .



The Boy at the Back of the Class by Onjali Q Raúf


On a perfectly ordinary school day, something extraordinary happens: a boy with pale skin, lion eyes and a tattered red rucksack walks in. Unable to speak English and seated at the back of the class, Ahmet 'the refugee kid' becomes the perfect target for bullies and rumours alike.

But Ahmet has also captured the attention and empathy of a fellow classmate, who will do anything to help him find his family. Even if that involves a plan - or five, and the Queen herself!



Impossible Creatures by Katherine

Christopher is stunned when he discovers a passage to the Archipelago: a cluster of magical islands where all the creatures of myth still live and breed and thrive in their thousands. There he meets Mal: a girl from the islands, who is in possession of a flying coat and a baby griffin, and who is being pursued by a killer. Together they embark on an urgent quest to discover why the creatures are suddenly perishing, voyaging across the wild splendour of the Archipelago, where sphinxes hold secrets and centaurs do murder, in a bid to save both the islands and the world beyond them from a rising evil - before it's too late.



Onyeka and the Academy of the Sun by Tolá Okogwu

Black Panther meets Percy Jackson in this action-packed superhero series about a British-Nigerian girl who learns that her Afro hair has psychokinetic powers. Soon to be a feature film.

Onyeka has a lot of hair – the kind that makes strangers stop in the street. When she makes the important discovery that she can control her hair with her mind, she's whisked off to the Academy of the Sun, a school in Nigeria where Solari – children with superpowers – are trained. But Onyeka and her new friends at the Academy soon have to put their powers to the test as they find themselves caught up in an epic battle . . . one that puts the future of all Solari at risk.

PARIS SAINT-GERMAIN ACADEMY

For those students interested in joining the Paris Saint-Germain Academy, parents have been sent the link to register by 19th July.



Paris Saint-Germain Academy



The PSG Academy is led by PSG Academy coaches who deliver the Player Development Programme, open to boys and girls of all abilities. This is an opportunity for students to immerse themselves in an Academy with international roots.

Sessions are delivered by the PSG Academy UK team focusing on fitness, conditioning and nutrition. They will help to develop each player individually and as a team.

- Sessions are Designed by Paris Saint-Germain: Play the PSG Way!
- These incorporate the PSG Methodology & Ideology
- Development Programmes are Set Across 36 weeks
- 3 x 12 Week Blocks
- Academy Kit for all players registered with the Academy
- Player Reports & Certificates
- Player Mentoring -Individual Guidance and Support



ADVICE FROM THE CURRENT YEAR 7

Always pack your bag the night before so you don't forget any books or homework.

First impressions count so make a good one!

Do your homework and do it on time!

When you come to our school you must not be afraid to ask for help if you are lost or just want to know something.

Be confident and you will make loads of friends.

Mix with different people. It will take quite a while to make best friends.

Learn all you can and keep your options open for the future!



ANGLO STUDENTS AND STAFF LOOK FORWARD TO YOU JOINING THE SCHOOL IN SEPTEMBER